


centerragOLD



Mount Milligan



Öksüt



Goldfield District Project

STRONG. RESILIENT. ON-TRACK.

2022 First Quarter Results Conference Call – May 4, 2022

TSX: CG NYSE: CGAU
www.centerragold.com



Caution Regarding Forward-Looking Information

Information contained in this document which is not a statement of historical fact, and the documents incorporated by reference herein, may be "forward-looking information" for the purposes of Canadian securities laws and within the meaning of the United States Private Securities Litigation Reform Act of 1995. Such forward-looking information involves risks, uncertainties and other factors that could cause actual results, performance, prospects and opportunities to differ materially from those expressed or implied by such forward-looking information. The words "believe", "expect", "anticipate", "contemplate", "plan", "intends", "continue", "budget", "estimate", "may", "will", "schedule", "understand" and similar expressions identify forward-looking information. These forward-looking statements relate to, among other things: statements regarding 2022 Outlook and 2022 Guidance, including outlook on production (including the timing thereof), cost, free cash flow and capital spend in 2022, and the assumptions used in preparing such guidance and outlook, including those discussed under "2022 Material Assumptions"; the impact of the seizure of the Kumtor Mine by the Government of the Kyrgyz Republic in May 2021 on the Company's other operations and businesses; the expected benefits of the Arrangement; the expected timing to close the Arrangement; the expected timing to suspend and terminate the various proceedings contemplated by the Arrangement, including the withdrawal or termination of the Kyrgyz Proceedings (as defined herein); and the timing of Centerra's special meeting of shareholders to consider and vote on the Plan of Arrangement contemplated by the Arrangement Agreement (as defined herein); and matters related thereto; the outcome of arbitration and other proceedings initiated by the Company regarding the unlawful seizure by the Kyrgyz Government of the Kumtor Mine in May 2021, or the outcome or effect of the legacy environmental and tax disputes and criminal investigations relating to the Kumtor Mine; possible impacts to its operations relating to COVID-19; the Company's expectation regarding having sufficient water at Mount Milligan in the medium-term for its targeted throughput and its plans for a long-term water solution; the Company's continued evaluation of potential activity at the Kemess East Project; expectations regarding the resources and reserves within the Keltepe and Güneytepe deposits in support of an updated resource model and new life-of-mine plan; expectations regarding the future joining of the Keltepe North and Keltepe Northwest deposits; the Company's expectations regarding exploration results in connection with the Sivritepe Project and 2XFred Project; expectations in respect of the acquisition of the Goldfield District Project (the "Goldfield Project"), including the anticipated benefits and strategic rationale of the transaction and future prospects in respect of the Goldfield Project; the Company's expectations of adequate liquidity and capital resources for 2022; and, expectations regarding contingent payments to be received from the sale of Greenstone Partnership.

Forward-looking information is necessarily based upon a number of estimates and assumptions that, while considered reasonable by Centerra, are inherently subject to significant technical, political, business, economic and competitive uncertainties and contingencies. Known and unknown factors could cause actual results to differ materially from those projected in the forward-looking information. Factors and assumptions that could cause actual results or events to differ materially from current expectations include, among other things: (A) strategic, legal, planning and other risks, including: political risks associated with the Company's operations in Turkey, the USA and Canada; resource nationalism including the management of external stakeholder expectations; the impact of changes in, or to the more aggressive enforcement of, laws, regulations and government practices, including unjustified civil or criminal action against the Company, its affiliates, or its current or former employees; risks that community activism may result in increased contributory demands or business interruptions; the risks related to outstanding litigation affecting the Company; risks that any of the conditions precedent to the Arrangement will not be satisfied in a timely manner or at all; the impact of any actions taken by the Kyrgyz Republic Parliament or the Kyrgyz Government, or any of its instrumentalities, prior to the completion of the Arrangement, including the failure of the Kyrgyz Government and/or Kyrgyzalyn to comply with their respective obligations under the Agreement; risks related to the continued imposition by the Kyrgyz Government of external management on the Company's wholly-owned subsidiary, Kumtor Gold Company CJSC ("KGC") or the prolongation of such external management, including risks that the external manager materially damages the Kumtor Mine's operations; the inability of the external management of KGC to obtain equipment, spare parts, consumables or other

supplies; the Kyrgyz Republic Government taking further steps to nationalize or expropriate the Kumtor Mine, and/or utilizing the purported environmental and tax claims being asserted against KGC to strip KGC of its assets prior to the Completion of the Arrangement; risks that the Kyrgyz Government undertake further unjustified civil or criminal action against the Company, its affiliates, or its current or former employees; the uncertainty of potential outcomes in the Kyrgyz Proceedings (as defined herein), the arbitration process (including risks that an arbitrator will reject the Company's claims against the Kyrgyz Republic and/or Kyrgyzalyn or that such claims may not be practically enforceable against the Kyrgyz Republic and/or Kyrgyzalyn), the Chapter 11 proceedings, or the proceedings before the Ontario court against Tengiz Bolturuk; the impact of constitutional changes in Turkey; the impact of any sanctions imposed by Canada, the United States or other jurisdictions against various Russian and Turkish individuals and entities; potential defects of title in the Company's properties that are not known as of the date hereof; the inability of the Company and its subsidiaries to enforce their legal rights in certain circumstances; the presence of a significant shareholder that is a state-owned company of the Kyrgyz Republic; risks related to anti-corruption legislation; Centerra not being able to replace mineral reserves; Indigenous claims and consultative issues relating to the Company's properties which are in proximity to Indigenous communities; and potential risks related to kidnapping or acts of terrorism; completion of the acquisition of the Goldfield Project in accordance with, and on the timeline contemplated by, the terms and conditions of the relevant agreements in respect thereof, management's assessment of the effects of the successful completion of the proposed acquisition of the Goldfield Project and the making of a determination to proceed with the development of the Goldfield Project on terms acceptable to Centerra; (B) risks relating to financial matters, including: sensitivity of the Company's business to the volatility of gold, copper and other mineral prices; the use of provisionally-priced sales contracts for production at the Mount Milligan Mine; reliance on a few key customers for the gold-copper concentrate at the Mount Milligan Mine; use of commodity derivatives; the imprecision of the Company's mineral reserves and resources estimates and the assumptions they rely on; the accuracy of the Company's production and cost estimates; the impact of restrictive covenants in the Company's credit facilities which may, among other things, restrict the Company from pursuing certain business activities or making distributions from its subsidiaries; changes to tax regimes; the Company's ability to obtain future financing; the impact of global financial conditions; the impact of currency fluctuations; the effect of market conditions on the Company's short-term investments; the Company's ability to make payments, including any payments of principal and interest on the Company's debt facilities, which depends on the cash flow of its subsidiaries; and (C) risks related to operational matters and geotechnical issues and the Company's continued ability to successfully manage such matters, including the stability of the pit walls at the Company's operations; the integrity of tailings storage facilities and the management thereof, including as to stability, compliance with laws, regulations, licenses and permits, controlling seepages and storage of water where applicable; the risk of having sufficient water to continue operations at the Mount Milligan Mine and achieve expected mill throughput; changes to, or delays in the Company's supply chain and transportation routes, including cessation or disruption in rail and shipping networks whether caused by decisions of third-party providers or force majeure events (including, but not limited to, flooding, wildfires, COVID-19, or other global events such as wars); the success of the Company's future exploration and development activities, including the financial and political risks inherent in carrying out exploration activities; inherent risks associated with the use of sodium cyanide in the mining operations; the adequacy of the Company's insurance to mitigate operational and corporate risks; mechanical breakdowns; the occurrence of any labour unrest or disturbance and the ability of the Company to successfully renegotiate collective agreements when required; the risk that Centerra's workforce and operations may be exposed to widespread epidemic including, but not limited to, the COVID-19 pandemic; seismic activity; wildfires; long lead-times required for equipment and supplies given the remote location of some of the Company's operating properties and disruptions caused by global events and disruptions caused by global events; reliance on a limited number of suppliers for certain consumables, equipment and components; the ability of the Company to address physical and transition risks from climate change and sufficiently manage stakeholder expectations on climate-related issues; the Company's ability to accurately predict decommissioning and reclamation costs; the Company's ability to attract and retain qualified personnel; competition for mineral acquisition opportunities; risks associated with the conduct of joint ventures/ partnerships; and, the Company's ability to manage its projects effectively and to mitigate the potential lack of availability of contractors, budget and timing overruns and project resources. For additional risk factors, please see section titled "Risks Factors" in the Company's most recently filed Annual Information Form ("AIF") available on SEDAR at www.sedar.com and EDGAR at www.sec.gov/edgar.

There can be no assurances that forward-looking information and statements will prove to be accurate, as many factors and future events, both known and unknown could cause actual results, performance or achievements to vary or differ materially from the results, performance or achievements that are or may be expressed or implied by such forward-looking statements contained herein or incorporated by reference. Accordingly, all such factors should be considered carefully when making decisions with respect to Centerra, and prospective investors should not place undue reliance on forward-looking information. Forward-looking information is as of May 3, 2022. Centerra assumes no obligation to update or revise forward-looking information to reflect changes in assumptions, changes in circumstances or any other events affecting such forward-looking information, except as required by applicable law.

Use of Non-GAAP and Other Specified Financial Measures

This presentation contains “specified financial measures” within the meaning of National Instrument 52-112 *Non-GAAP and Other Financial Measures Disclosure* of the Canadian Securities Administrators. None of these specified financial measures is a standardized financial measure under International Financial Reporting Standards (“IFRS”) and these measures might not be comparable to similar financial measures disclosed by other issuers. Accordingly, these specified financial measures should not be considered in isolation, or as a substitute for, analysis of the Company’s recognized measures presented in accordance with IFRS.

The following non-GAAP financial measures are used in this presentation:

- *All-in sustaining costs (“AISC”) on a by-product basis* calculated as the aggregate of production costs as recorded in the consolidated statements of (loss) earnings, refining and transport costs, cash component of capitalized stripping and sustaining capital expenditures, lease payments related to sustaining assets, corporate general and administrative expenses, accretion expenses, asset retirement depletion expenses, copper and silver revenue and the associated impact of hedging by-product sales revenue (added in the current year and applied retrospectively to the previous year).
- *Free cash flow (“FCF”) from mine operations* calculated as cash provided by mine operations less additions to property, plant and equipment. Management uses this measure to monitor the degree of self-funding of each of its operating mines and facilities.
- *FCF from continuing operations* calculated as cash provided by operations from continuing operations less additions to property, plant and equipment.
- *All-in costs (“AIC”) on a by-product basis* includes all-in sustaining costs on a by-product basis, exploration and study costs, non sustaining capital expenditures, care and maintenance and predevelopment costs.
- *Adjusted net earnings from continuing operations* calculated by adjusting net earnings (loss) from continuing operations as recorded in the consolidated statements of income (loss) and comprehensive income (loss) for items not associated with continuing operations.
- *Adjusted net earnings* calculated by adjusting net earnings (loss) as recorded in the consolidated statements of income (loss) and comprehensive income (loss) for items not associated with ongoing operations.

The following non-GAAP ratios are used in this presentation:

AISC on a by-product basis per ounce calculated as all-in sustaining costs on a by-product basis divided by ounces sold. Management uses these measures to monitor the cost management effectiveness of each of its operating mines.

- All-in costs on a by-product basis per ounce calculated as all-in costs on a byproduct basis divided by ounces sold. Management uses these measures to monitor the cost management effectiveness of each of its operating mines.
- Adjusted net earnings from continuing operations per share, calculated as adjusted net earnings from continuing operations divided by shares outstanding. Management uses this measure to monitor and plan for the operating performance of the Company in conjunction with other data prepared in accordance with IFRS.
- Adjusted net earnings per share, calculated as adjusted net earnings divided by shares outstanding. Management uses this measure to monitor and plan for the operating performance of the Company in conjunction with other data prepared in accordance with IFRS.

We use the following supplementary financial measures in this presentation:

- *Average realized gold price* calculated by dividing the different components of gold sales (including third party sales, mark-to-market adjustments, final pricing adjustments and the fixed amount received under the Mount Milligan Streaming Arrangement) by the number of ounces sold.
- *Average realized copper price* calculated by dividing the different components of copper sales (including third party sales, mark-to-market adjustments, final pricing adjustments and the fixed amount received under the Mount Milligan Streaming Arrangement) by the number of pounds sold.

Additional information about these measures, including explanations of their composition, explanations of how these measures provide useful information to investors and quantitative reconciliations to the most directly comparable financial measures in the Company’s audited financial statements for the quarters ended March 31, 2022 and 2021, is included in the section titled “*Non-GAAP and Other Financial Measures*” of the Q1 2022 MD&A, which section is incorporated by reference herein. The Q1 2022 MD&A is available under the Company’s profile on SEDAR at www.sedar.com.

Centerra: Strong. Resilient. On-track.

Corporate Highlights (Continuing Operations Basis)



Q1'22 gold production of **93,784 ounces** and copper production of **20.6M pounds**.



Q1'22 consolidated gold production costs of **\$497/oz** (Mount Milligan \$647/oz and Öksüt \$386/oz).



Q1'22 consolidated AISC on a by-product basis⁽¹⁾ of **\$395/oz** (Mount Milligan \$15/oz and Öksüt \$451/oz).



Announced completion of the acquisition of the Goldfield District Project Feb 25, 2022.

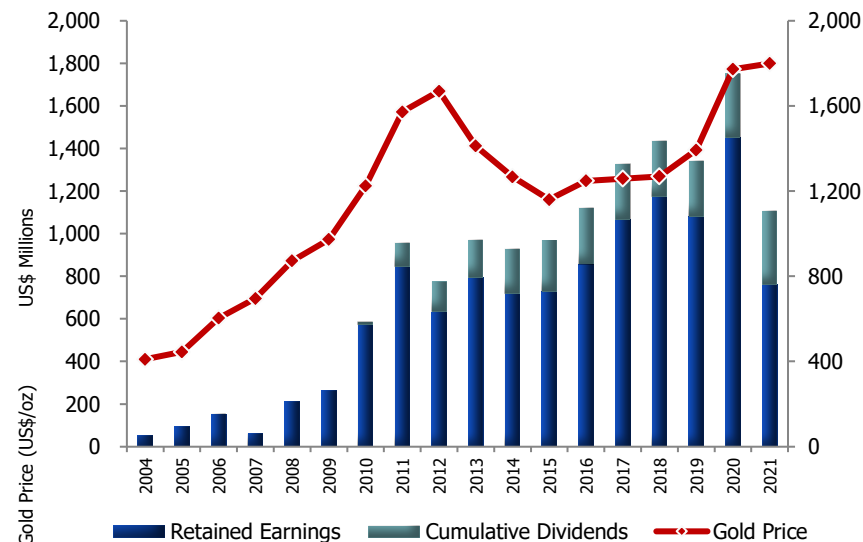


Shutdown of gold room at ADR plant at Öksüt remains (announced March 18, 2022), with several technical solutions to remediate mercury issue being evaluated and an alternate means of monetizing gold in carbon for the short-term being analyzed or over life-of-mine.

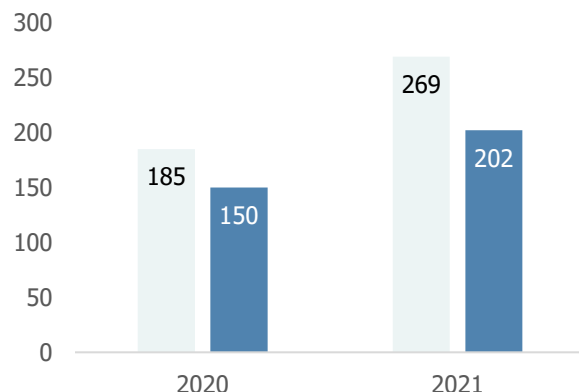


Entered into a global arrangement agreement with Kyrgyzaltyn JSC and the Kyrgyz Republic on April 4, 2022.

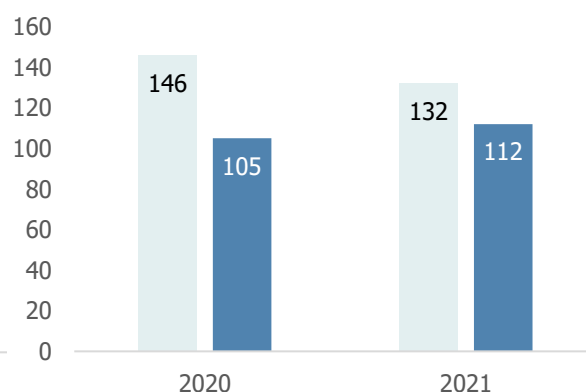
Retained Earnings Profile (US\$)



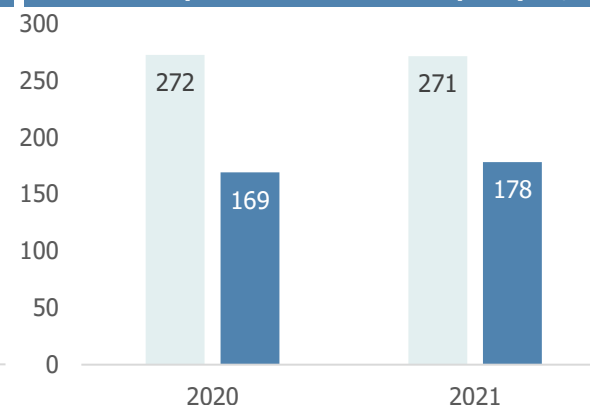
Mount Milligan Cash Provided by Mine Ops. & FCF from Mine Ops⁽¹⁾ (US\$M)



Öksüt Cash Provided by Mine Ops. & FCF from Mine Ops⁽¹⁾ (US\$M)



Consolidated Cash Provided by Operating Activities Cont. Ops. & FCF from Cont. Ops⁽¹⁾ (US\$M)













FCF¹ Cash Provided by Operating Activities

(1) Non-GAAP financial measures. See the "Non-GAAP and Other Financial Measures" section of the Company's Q1'22 MD&A (refer to pp. 23-27).

Centerra: Corporate Highlights

Operational Highlights

	Achieved one million work hours at Öksüt without a lost-time injury, seven years without a reportable injury at the Endako Mine and three years without a lost-time injury at the Kemess Project.
	All sites maintaining proactive COVID-19 measures; no material impact on our operations.
	Entered into a global arrangement agreement with Kyrgyzaltyn JSC and the Kyrgyz Republic on April 4, 2022 ⁽¹⁾ .
	Q1'22 gold production of 93,784 ounces and copper production of 20.6 million pounds.
	Q1'22 net earnings of \$89.4M and adjusted net earnings of \$56.4M ⁽²⁾ ; or \$0.30/share and \$0.19/share (basic), respectively.
	Q1'22 cash provided by operating activities from continuing operations of \$28.3M and free cash flow provided by continuing operations ⁽²⁾ of \$9.1M.
	Q1'22 gold production costs of \$497 per ounce (Mount Milligan \$647/oz and Öksüt \$386/oz). Copper production costs of \$1.68 per pound.
	Q1'22 All-in sustaining costs on a by-product basis per ounce ² of \$395/oz (Mount Milligan \$15/oz and Öksüt \$451/oz).
	2022 production guidance of 425,000 ounces of gold (midpoint) and 75 million pounds of copper (midpoint) ⁽³⁾ .
	2022 Cash flows provided by operating activities guidance of \$300-\$350 million ⁽³⁾ 2022 Free cash flow ² guidance of \$200-\$250 million ⁽³⁾

(1) See news release dated Monday, April 4, 2022 for additional details.

(2) Non-GAAP financial measures. See the "Non-GAAP and Other Financial Measures" section of the Company's Q1'22 MD&A (refer to pp. 23-27).


(3) 2022 guidance and outlooks, including consolidated production, costs and cash flow projections, are currently under review due to the temporary suspension of gold dore bar production at the Öksüt Mine.








Centerra: Q1 2022 ESG Update

ESG Highlights

- ✓ Continued focus on safety leadership training/awareness.
- ✓ Maintained and strengthened our “Social Licence to Operate” at all operations with no interruptions for ~107 months.
- ✓ Action Planning toward Climate Strategy Implementation in 2023.
- ✓ Completed the 15-month Current State Inclusivity Assessment and have commenced the strategic planning phase to develop a global IDEA (inclusion, diversity, equity and accessibility) strategy along with Year 1 action plan.
- ✓ 6 employees of Centerra Gold participating as mentees in the International Women in Resources Mentoring Program (IWRMP), along with 2 senior level leaders participating as mentors in 2022.
- ✓ Completed RGMP Year 2 assurance at all sites and released our [2021 RGMP Progress Report](#) in March 2022.
- ✓ Continued development on Human Rights and Social Performance Policy in alignment with RGMP.
- ✓ International Women's Day marked the first step of the Women Producers Local Product Market Project with the cooperation of Develi Municipality and Öksüt Madencilik.



Mount Milligan Mine Operating Highlights

	Gold production costs of \$647/oz, all-in sustaining costs on a by-product basis ⁽¹⁾ of \$15/oz and all-in costs on a by-product basis ^(1,2) of \$121/oz.
	In January 2022, obtained amendment to Environmental Assessment Certificate to allow for a long-term surface water solution, subject to receipt of permits.
	Stage flotation reactors ("SFRs") construction finalized – to be commissioned in Q2 2022.
	Technical study and LOM plan underway and on-track for Q2'22 release.
	Exploration and resource drilling commenced first quarter with completion of 18 diamond drill holes totaling 11,320 metres.

Mount Milligan Processing Rates	Q1 2021	Q2 2021	Q3 2021	Q4 2021	Q1 2022
Ore Mined (Tonnes 000s)	5,122	5,002	4,644	3,554	4,992
Ore Processed (Tonnes 000s)	4,770	5,628	5,053	5,448	5,251
Cu Head Grade (%)	0.23%	0.21%	0.21%	0.20%	0.23%
Cu Recovery (%)	80.0%	78.1%	80.2%	74.8%	81.9%
Cu Produced (000 lbs) ⁽³⁾	18,609	19,811	17,861	16,993	20,558
Au Head Grade (g/t Au)	0.43	0.47	0.38	0.53	0.35
Au Recovery (%)	66.2%	65.7%	65.5%	65.9%	67.9%
Au Produced (oz) ⁽³⁾	42,576	54,675	39,658	59,529	39,093

(1) Non-GAAP financial measures. See the "Non-GAAP and Other Financial Measures" section of the Company's Q1'22 MD&A (refer to pp. 23-27)

(2) Includes impact from the Mount Milligan Streaming Arrangement and the impact of copper hedges.

(3) Mount Milligan production is presented on a 100%-basis. Under the Mount Milligan Streaming Arrangement, Royal Gold is entitled to 35% of gold ounces and 18.75% of copper. Royal Gold pays \$435 per ounce of gold delivered and 15% of the spot price per metric tonne of copper delivered.

Öksüt Mine Operating Highlights

➤	<p>Shutdown of gold room at ADR plant remains in place; mining, stockpiling, crushing, stacking, leaching activities on-going and ore continues to be processed into gold-in-carbon form</p> <ul style="list-style-type: none"> • Several potential technical solutions to remove mercury are being evaluated • Currently undertaking an analysis to determine alternative means of monetizing gold-in-carbon form as a temporary solution or over life-of-mine.
➤	In the first quarter, Öksüt mining activities focus remained on the higher grade ore zones of the Keltepe pit.
➤	Brownfield exploration drilling commenced first quarter, with completion of 10 drill holes totaling 2,344 metres; exploration activities focused on further mineralization at Keltepe NW and Keltepe N-NW deposits.
➤	<p>Continued focus on lowering costs at Öksüt.</p> <p>Q1'22 gold production costs of \$386/oz, all-in sustaining costs on a by-product basis⁽¹⁾ of \$451/oz and all-in costs on by-product basis⁽¹⁾ of \$459/oz.</p>

Öksüt Processing Rates	Q1 2021	Q2 2021	Q3 2021	Q4 2021	Q1 2022
Tonnes of Ore Stacked (000s)	525	959	1,421	1,064	963
Heap Leach Grade (g/t)	0.83	0.81	1.63	2.42	1.59
Heap Leach Contained Ounces Stacked	14,064	24,764	74,220	82,943	49,111
Gold Ounces Produced	27,601	15,179	37,255	31,668	54,691

(1) Non-GAAP financial measures. See the "Non-GAAP and Other Financial Measures" section of the Company's Q1'22 MD&A (refer to pp. 23-27).

Q1 2022 Financial Highlights

<i>(in thousands, except ounces, per share amounts, and average realized price²)</i>	Q1 2022	Q1 2021
Revenues	\$295,223	\$226,233
Gold ounces sold from continuing operations	94,908	82,082
Total copper pounds sold (000s)	19,449	22,783
Cash provided by operating activities from continuing operations	\$28,284	\$86,440
Free cash flow from continuing operations ⁽¹⁾	\$9,100	\$68,000
Adjusted free cash flow from continuing operations ⁽¹⁾	\$19,100	\$68,000
Net earnings from continuing operations	\$89,400	\$111,437
Adjusted net earnings from continuing operations ⁽¹⁾	\$56,400	\$28,200
Net earnings from continuing operations per share ⁽²⁾ , basic	\$0.30	\$0.38
Adjusted net earnings from continuing operations per share ^(1,2) , basic	\$0.19	\$0.10
Average realized gold price per ounce ⁽³⁾	\$1,687	\$1,465
Average realized copper price per pound ⁽³⁾	\$3.77	\$2.72

(1) Non-GAAP financial measures and ratios and supplementary financial measures. See the "Non-GAAP and Other Financial Measures" section of the Company's Q1'22 MD&A (refer to pp. 23-27).

(2) As at March 31, 2022, the Company had 297,387,727 common shares issued and outstanding, of which 26.1% were held by Kyrgyzaltyn.

(3) This supplementary financial measure within the meaning of 52-112 is calculated as a ratio of revenue from the consolidated financial statements and units of metal sold and includes the impact from the Mount Milligan Streaming Arrangement and the impact of copper hedges.

Adjustments to Earnings

	Q1 2022
<i>(in thousands)</i>	
Net earnings from continuing operations	\$89,400
Kumtor Mine legal costs and other related costs	\$6,500
Reclamation provision revaluation at sites on care and maintenance	(\$42,000)
Income and mining tax adjustments ⁽¹⁾	\$2,500
Adjusted net earnings from continuing operations⁽²⁾	\$56,400

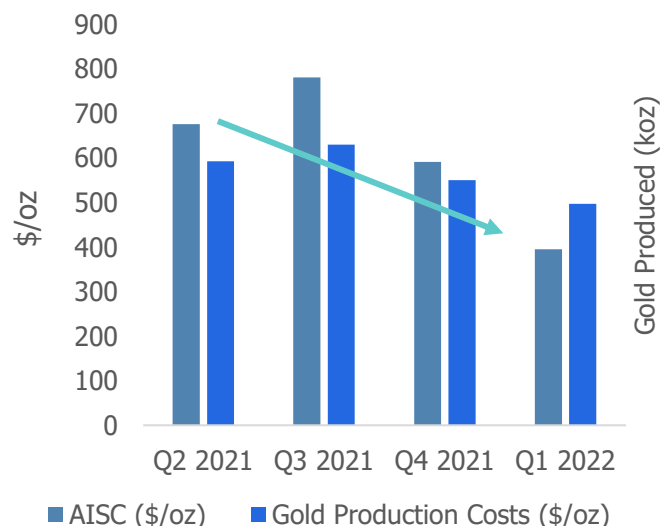
(1) Income and mining taxes adjustments reflect foreign currency translation recorded to the income and mining taxes recovery.

(2) Non-GAAP financial measure. See the "Non-GAAP and Other Financial Measures" section of the Company's Q1'22 MD&A (refer to pp. 23-27).

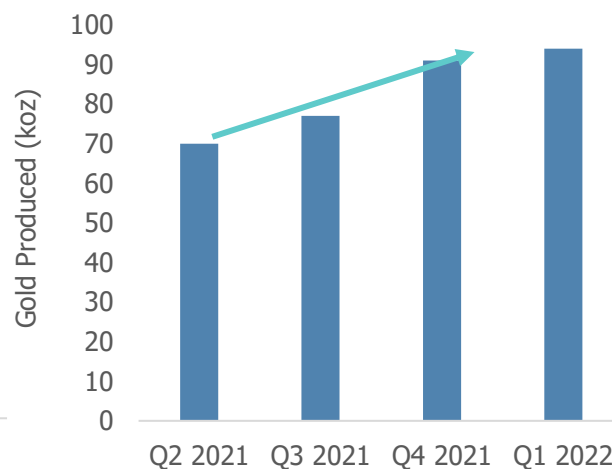
Additional Financial Highlights

✓	Q1'22 gold production costs of \$497 per ounce, (Mount Milligan \$647/oz and Öksüt \$386/oz). Copper production costs of \$1.67 per pound.
✓	Q1'22 All-in sustaining costs on a by-product basis per ounce ⁽¹⁾ of \$395/oz (Mount Milligan \$15/oz and Öksüt \$451/oz).
✓	Q1'22 net earnings of \$89.4M and adjusted net earnings of \$56.4M ⁽¹⁾ ; or \$0.30/share and \$0.19/share (basic), respectively.
✓	Quarterly dividend declared of C\$0.07 per common share.
✓	Debt-free balance sheet with cash balance of \$768M and liquidity totalling \$1,168M ⁽²⁾ .

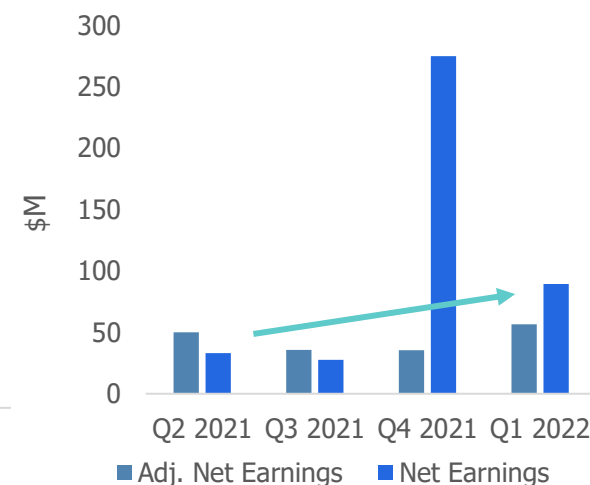
Gold Production Costs & All-in Sustaining Costs on a By-product Basis⁽¹⁾ QoQ



Gold Production (Koz) QoQ



Net Earnings Cont. Ops & Adj. Net Earnings Continuing Ops.⁽¹⁾ QoQ



(1) Non-GAAP financial measures and ratios. "Non-GAAP and Other Financial Measures" section of the Company's Q1'22 MD&A (refer to pp. 23-27).

(2) As at March 31, 2022. Total liquidity is calculated as 'Cash and cash equivalents' and amount available under the Corporate Credit Facility.

Centerra: Strong. Resilient. On-track.

Corporate Highlights (Continuing Operations Basis)



Q1'22 gold production of **93,784 ounces** and copper production of **20.6M pounds**.



Q1'22 consolidated gold production costs of **\$497/oz** (Mount Milligan \$647/oz and Öksüt \$386/oz).



Q1'22 consolidated AISC on a by-product basis⁽¹⁾ of **\$395/oz** (Mount Milligan \$15/oz and Öksüt \$451/oz).



Announced completion of the acquisition of the Goldfield District Project Feb 25, 2022.

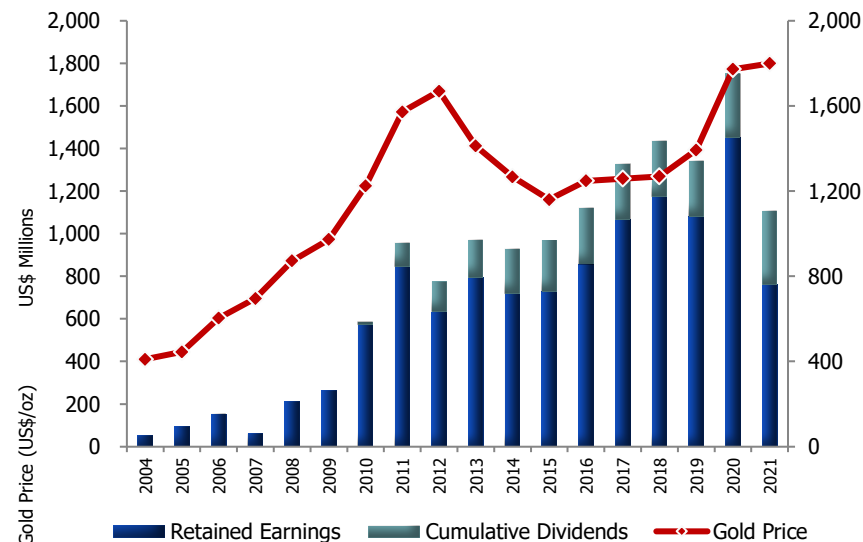


Shutdown of gold room at ADR plant at Öksüt remains (announced March 18, 2022), with several technical solutions to remediate mercury issue being evaluated and an alternate means of monetizing gold in carbon for the short-term being analyzed or over life-of-mine.

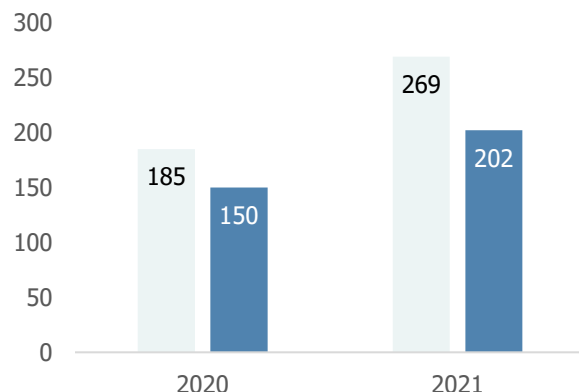


Entered into a global arrangement agreement with Kyrgyzaltyn JSC and the Kyrgyz Republic on April 4, 2022.

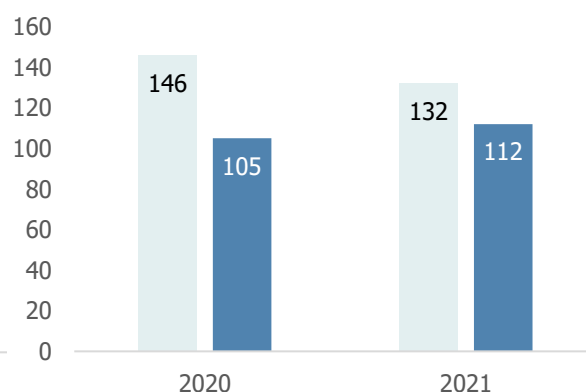
Retained Earnings Profile (US\$)



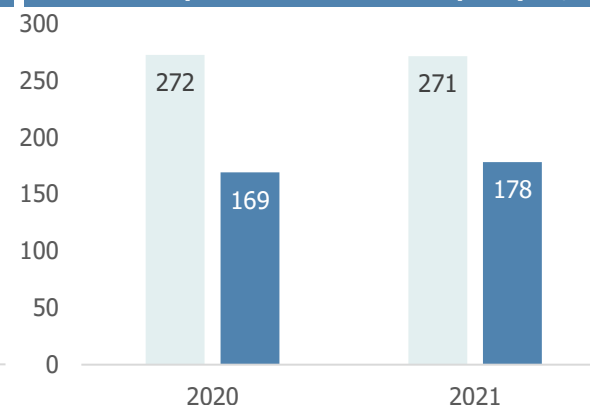
Mount Milligan Cash Provided by Mine Ops. & FCF from Mine Ops⁽¹⁾ (US\$M)



Öksüt Cash Provided by Mine Ops. & FCF from Mine Ops⁽¹⁾ (US\$M)



Consolidated Cash Provided by Operating Activities Cont. Ops. & FCF from Cont. Ops⁽¹⁾ (US\$M)


FCF¹


Cash Provided by Operating Activities

(1) Non-GAAP financial measures. See the "Non-GAAP and Other Financial Measures" section of the Company's Q1'22 MD&A (refer to pp. 23-27).

centerragOLD



Mount Milligan



Öksüt



Goldfield District Project

**STRONG. RESILIENT.
ON-TRACK.**

**2022 First Quarter Results
Q & A**

TSX: CG NYSE: CGAU
www.centerragold.com